

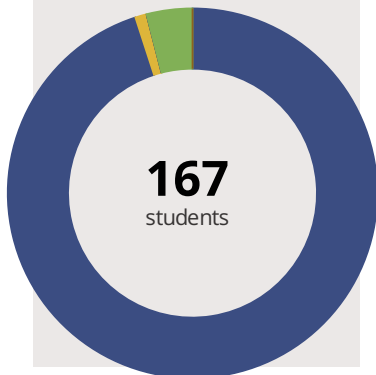
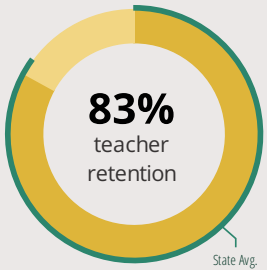
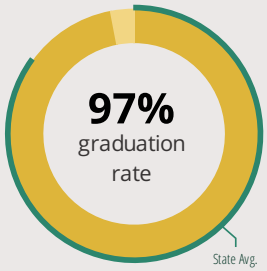
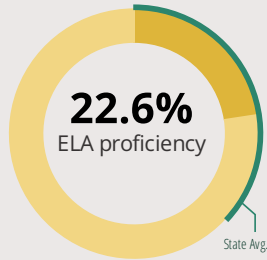
# Heritage High School

PO Box 260 Broadlands, IL 61816 (217) 834-3393

Grades: 9 - 12  
District: Heritage CUSD 8

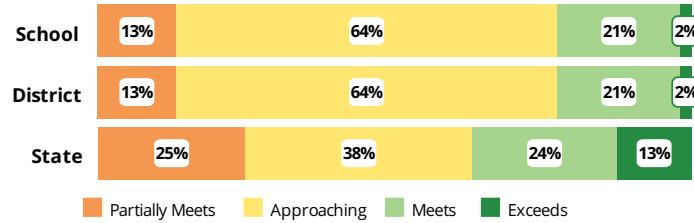
Principal: Mr. Thomas Davis  
Superintendent: Mr. Thomas Davis

## FAST FACTS



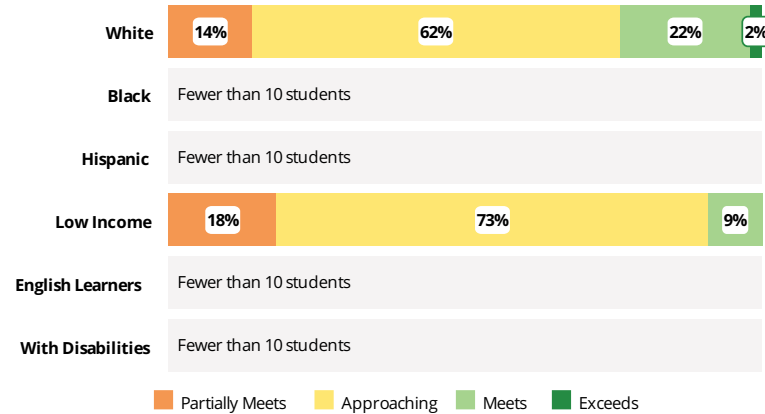
## Academic Success

High school students take the SAT in Math and English Language Arts. The display shows SAT ELA results in four performance levels.



## Success by Student Group

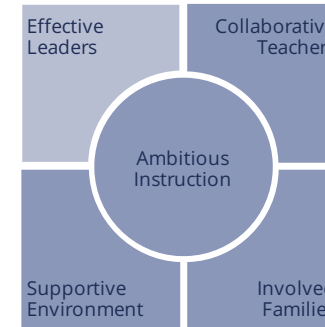
This display shows SAT ELA performance levels for each student group. No data is shown for groups with fewer than 10 students.



## Student Characteristics

White	95%	Low Income	36%
Black	1%	English Learners	0%
Hispanic	0%	With Disabilities	10%
Asian	0%	Homeless	0%
American Indian	0%		
Two or More Races	4%		
Pacific Islander	0%		

## School Environment



The **5Essentials Survey** allows students in grades 6-12 and all teachers to share their perspectives on essential conditions for learning. The anonymous survey consists of 5 components.

- Most implementation
- More implementation
- Average implementation
- Less implementation
- Least implementation
- Not Applicable/Low Response

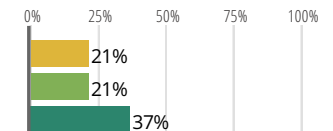
### Response Rates

Students	89%
Teachers	93%

- Less Effective Leaders**  
Do principals and teachers implement a shared vision for success?
- Average Collaborative Teachers**  
Do teachers collaborate to promote professional growth?
- Average Ambitious Instruction**  
Are the classes challenging and engaging?
- Average Supportive Environment**  
Is the school safe, demanding, and supportive?
- Average Involved Families**  
Does the entire staff build strong external relationships?

## College Readiness

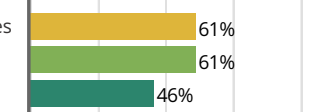
**Early College Coursework**  
Students taking early college coursework in grades 10, 11, and 12



**Postsecondary Enrollment**  
Students who enroll at colleges and universities



**Postsecondary Remediation** (lower is better)  
Students enrolled in Illinois community colleges who require remedial coursework





# Heritage High School

## School Highlights

### Academic Courses

Agricultural Business, AP Calculus AB, AP Chemistry, AP English Language and Composition, AP English Literature and Composition, AP Physics C, Band, Beginning Construction, Choir, General Horticulture, Home Economics/Family and Consumer Science, Newspaper/Yearbook, Personal Finance, Psychology, Sociology, Spanish I, Spanish I-II, Spanish I-III, Spanish I-IV, Summer School, U.S. History-Comprehensive

### Physical Education, Health and Wellness

Health Education Courses

### Other Programs and Activities

Art Club, Drama/Theatre, Language Clubs, Marching Band, Math Club, National Honor Society, Newspaper, Scholastic Bowl, Science Club, Student Council/Government, Yearbook Club

### School Awards

### Career Development Courses and Programs

Accounting II, Accounting I, Agricultural Business Management, Agricultural Mechanics and Technology, Architectural Drafting I, Automotive Technician I, Automotive Technician II, Basic Agricultural Science, Biological Science Applications in Agriculture - Plants, Business and Technology Concepts, Business Technology and Procedures, Care and Learning Services Occupations, Carpentry I, Child Development and Parenting, Communication Technology, Computer Concepts and Software Applications, Compu...

### Athletics

Boy's Baseball, Boy's Basketball, Boy's Cross Country, Boy's Football, Boy's Track & Field, Girl's Basketball, Girl's Cross Country, Girl's Softball, Girl's Track & Field, Girl's Volleyball

### School Personnel Resources

Librarian/Media Specialist, Paraprofessional, School Guidance Counselor, Special Education Teacher

### Facilities

Most of this data has been collected by ISBE from school districts through data systems. Some information, such as the School Highlights, is entered directly by principals and can be updated throughout the year.

## District Finance

**Instructional Spending per Pupil** includes only the activities directly dealing with the teaching of students or the interaction between teachers and students.



**Operational Spending per Pupil** includes all costs for overall operations in this school's district, including Instructional Spending, but excluding summer school, adult education, capital expenditures, and long-term debt payments.



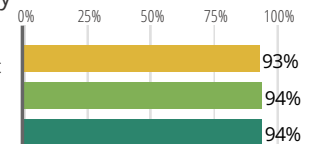
## Educator Measures

This school has had **2 principal(s)** over the past 6 years. In the last three years, an average of **83% of teachers** return to this school each year.

## Student Attendance and Mobility


### Attendance Rate

Rate at which students are present at school, not including excused or unexcused absences



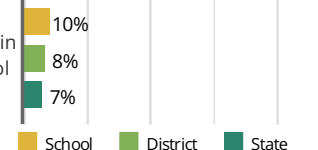
### Chronic Truancy Rate

Percentage of students who have been absent without valid reasons for 5% or more of regular school days



### Student Mobility

Percentage of students who transfer in or out of the school during the school year, not including graduates



## FOR MORE INFORMATION

Visit [IllinoisReportCard.com](http://IllinoisReportCard.com) to see additional details about each item of information for this school. There you will find charts spanning multiple years, detailed explanations, resources, more of the school's programs and activities, and powerful tools that let you dig deeper into data.