



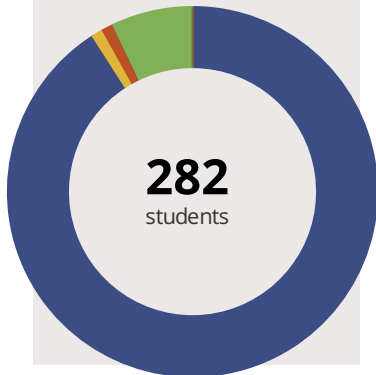
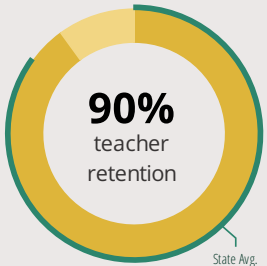
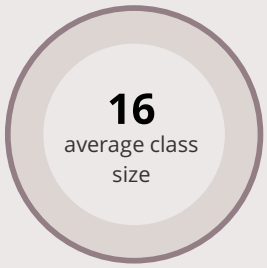
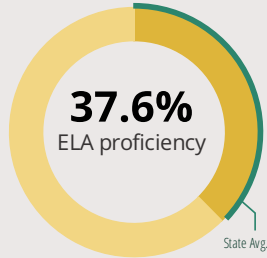
Heritage Jr High and Elementary School

512 W 1st St Homer, IL 61849 (217) 896-2421

Grades: K - 8
District: Heritage CUSD 8

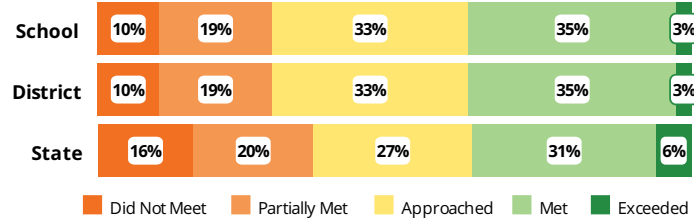
Principal: Mrs. Kristi Sanders
Superintendent: Mr. Thomas Davis

FAST FACTS



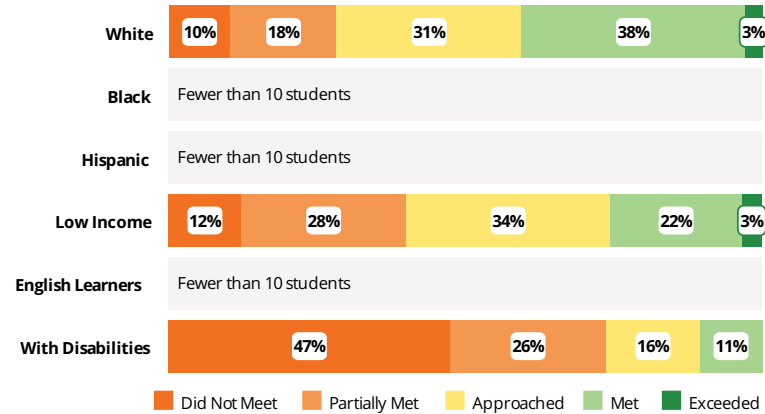
Academic Success

All Illinois students in grades 3-8 take the PARCC assessment each year. High school students take the SAT in Math and English Language Arts.



Success by Student Group

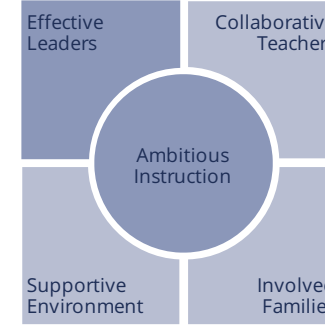
This display shows PARCC ELA performance levels for each student group. No data is shown for groups with fewer than 10 students.



Student Characteristics

White	90%	Low Income	44%
Black	1%	English Learners	0%
Hispanic	1%	With Disabilities	14%
Asian	0%	Homeless	0%
American Indian	0%		
Two or More Races	7%		
Pacific Islander	0%		

School Environment



The **5Essentials Survey** allows students in grades 6-12 and all teachers to share their perspectives on essential conditions for learning. The anonymous survey consists of 5 components.

- Most implementation
- More implementation
- Average implementation
- Less implementation
- Least implementation
- Not Applicable/Low Response

Response Rates

Students	83%
Teachers	100%

Average Effective Leaders

Do principals and teachers implement a shared vision for success?

Less Collaborative Teachers

Do teachers collaborate to promote professional growth?

Average Ambitious Instruction

Are the classes challenging and engaging?

Less Supportive Environment

Is the school safe, demanding, and supportive?

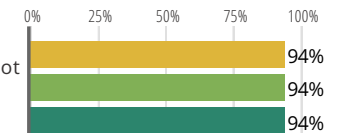
Less Involved Families

Does the entire staff build strong external relationships?

Student Attendance and Mobility

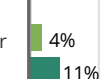
Attendance Rate

Rate at which students are present at school, not including excused or unexcused absences



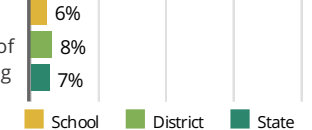
Chronic Truancy Rate

Percentage of students who have been absent without valid reasons for 5% or more of regular school days



Student Mobility

Percentage of students who transfer in or out of the school during the school year, not including graduates





Heritage Jr High and Elementary School

School Highlights

Academic Courses

Band, Novels, Drama, 8th Grade Algebra, Title 1 Programs

Career Development Courses and Programs

Physical Education, Health and Wellness

CATCH Program

Athletics

Boy's Baseball, Boy's Basketball, Boy's Track & Field, Girl's Basketball, Girl's Track & Field

Other Programs and Activities

PBIS

School Personnel Resources

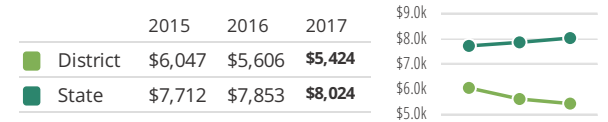
Librarian/Media Specialist, Paraprofessional, Reading Teacher, Special Education Teacher

School Awards

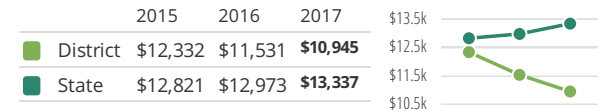
Facilities

District Finance

Instructional Spending per Pupil includes only the activities directly dealing with the teaching of students or the interaction between teachers and students.



Operational Spending per Pupil includes all costs for overall operations in this school's district, including Instructional Spending, but excluding summer school, adult education, capital expenditures, and long-term debt payments.



Educator Measures

This school has had **1 principal(s)** over the past 6 years. In the last three years, an average of **90% of teachers** return to this school each year.

FOR MORE INFORMATION

Visit IllinoisReportCard.com to see additional details about each item of information for this school. There you will find charts spanning multiple years, detailed explanations, resources, more of the school's programs and activities, and powerful tools that let you dig deeper into data.

Most of this data has been collected by ISBE from school districts through data systems. Some information, such as the School Highlights, is entered directly by principals and can be updated throughout the year.